



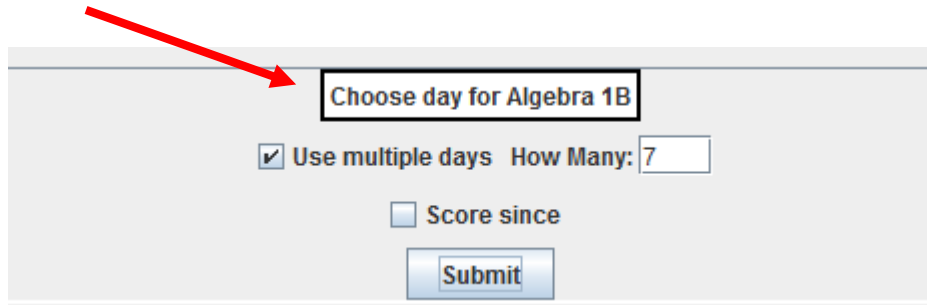
## Day Scores (Daily Point Totals)

1. To view list of student's scores on a given day or a range of days, go to your **Classes** tab and click on any class, then select **Day Scores**. A calendar will appear in the center panel.

The screenshot shows a web interface for selecting a date. At the top, a text box contains 'Choose day for Algebra 1B'. Below it are two checkboxes: 'Use multiple days' (unchecked) with a 'How Many:' input field containing '7', and 'Score since' (unchecked). A 'Submit' button is positioned below these options. The main area features a calendar for the month of 'March' in the year '2016'. The calendar grid has columns for days of the week (Sun to Sat) and rows for dates. The date '10' (Thursday) is highlighted with a bright green square. The dates 6, 13, 20, and 27 are bolded, representing the start of each week. The dates 1, 8, 15, 22, and 29 are in italics, representing the end of each week.

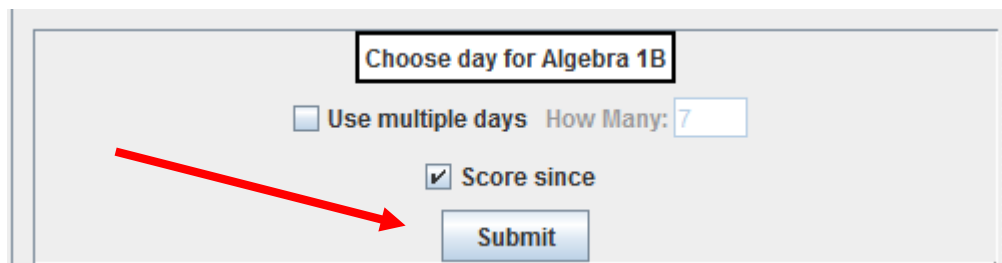
2. Click on any date and then **Submit** to access scores from that day.

3. Check **Use multiple days** (default number is 7) and **Submit** to access scores counted backwards from the highlighted day.



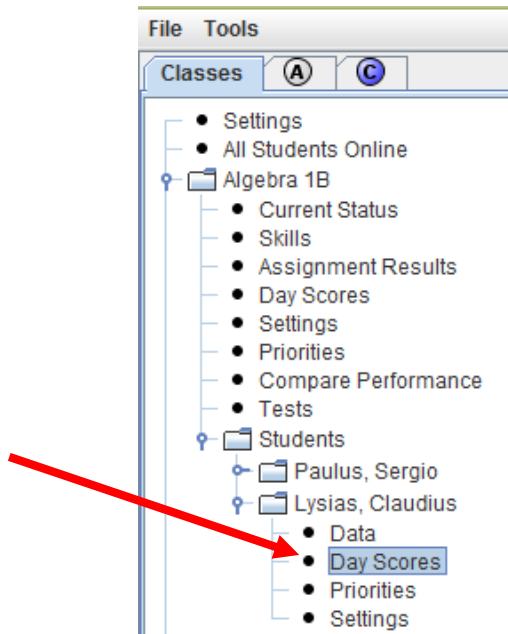
The screenshot shows a form titled "Choose day for Algebra 1B". A red arrow points to the title. Below the title, there is a checked checkbox labeled "Use multiple days" followed by a text input field containing the number "7" and the label "How Many:". Below this is an unchecked checkbox labeled "Score since". At the bottom of the form is a blue "Submit" button.

4. To see students' cumulative scores from a certain date, check **Score since**, then click on the calendar date and **Submit**.



The screenshot shows the same form as above, but now the "Score since" checkbox is checked. A red arrow points to the "Submit" button.

5. To access an individual's scores, choose a student under any class in your **Classes** tab and select **Day Scores**.



**Teaching Note:** **Day Scores** can be useful for checking homework, if a certain number of Get More Math points have been assigned. Teachers can use this feature to pull up how many points each student has earned since the last class. (For example, on Monday click Friday's date and **Score since** to find out what was accomplished over the weekend.)

**\*\*END\*\***