

# GMM Warm-up Challenge Lesson Plan

## getMOREmath!

### Goal:

Motivate students to earn Spiral Review points. Spiral Review points build long-term proficiency as students level up the color of their squares to green, silver star, and gold star! The more Spiral Review points students earn, the more opportunities they will have to see their colors change. In addition, this sets the tone and expectation for class.

### Materials:

- Devices (Chromebooks/iPads/computers)
- Reward - candy, homework passes, special seat for the day, tickets, GMM bucks, etc.

### Lesson:

1. Ensure all assignments include Spiral Review points and show students how to click the drop-down to find Spiral Review as well.

The screenshot shows the GMM interface. On the left, an assignment titled 'Compare Numbers' is shown with a 'Spiral Review Points' field set to 8. On the right, a dropdown menu is open, showing 'Inequalities' selected and '6 of 11' items. An arrow points from the dropdown to an 'Available Work' panel on the far right, which has 'Spiral Review' selected.

2. When students enter the classroom, have students log into Get More Math and work in Spiral Review. While students are working, you are able to complete tasks such as taking attendance.
3. Give students about 5-10 minutes to work in Spiral Review and earn as many points as they can.
4. After time has elapsed, look at Current Status and order the Points Today column by clicking on the heading.

The screenshot shows the 'Current Status' page for '2ND PERIOD'. A table lists students and their performance on 'Spiral Review' assignments. The 'Points Today' column is highlighted with a green box, and a dropdown arrow is visible next to its heading.

Name	Help Order	Working On	Points Today	Time Since Correct
Sanchez, Ana		Spiral Review	10	1m 21s
Nzali, Jean Claude		Spiral Review	7	25s
Stevens, Darius		Spiral Review	4	52s
Rodriguez, Jasmine		Spiral Review	3	2m 17s
Singh, Ila		Spiral Review	1	39s
Abraham, Casey		Spiral Review	1	1m 44s







5. Reward the top 1, 2, or 3 earners with candy, GMM bucks, etc. Consider using a reward board to add the names of top point earners throughout the year.

### Additional Options:

- Randomly choose a top point earner. The chosen student will pick a number. Any student earning that many points also receives the reward. This way, all students have an opportunity to win.
- This motivational strategy can be adjusted to include pairs or teams. Every marking period/month/week, randomly assign students to a pair/team. Then, add the points the pair/team earned during the warm-up to see who earned the most.

Good luck, have fun, and **getMOREmath!**

# GMM BUCKS



# Reward Tickets

GMM  
TICKET

Name \_\_\_\_\_

GMM  
TICKET

Name \_\_\_\_\_

GMM  
TICKET

Name \_\_\_\_\_

GMM  
TICKET

Name \_\_\_\_\_

GMM  
TICKET

Name \_\_\_\_\_

GMM  
TICKET

Name \_\_\_\_\_

GMM  
TICKET

Name \_\_\_\_\_

GMM  
TICKET

Name \_\_\_\_\_

GMM  
TICKET

Name \_\_\_\_\_

GMM  
TICKET

Name \_\_\_\_\_

GMM  
TICKET

Name \_\_\_\_\_

GMM  
TICKET

Name \_\_\_\_\_

GMM  
TICKET

Name \_\_\_\_\_

GMM  
TICKET

Name \_\_\_\_\_

GMM  
TICKET

Name \_\_\_\_\_

GMM  
TICKET

Name \_\_\_\_\_

GMM  
TICKET

Name \_\_\_\_\_

GMM  
TICKET

Name \_\_\_\_\_

GMM  
TICKET

Name \_\_\_\_\_

GMM  
TICKET

Name \_\_\_\_\_

GMM  
TICKET

Name \_\_\_\_\_

GMM  
TICKET

Name \_\_\_\_\_

GMM  
TICKET

Name \_\_\_\_\_

GMM  
TICKET

Name \_\_\_\_\_

GMM  
TICKET

Name \_\_\_\_\_

GMM  
TICKET

Name \_\_\_\_\_

GMM  
TICKET

Name \_\_\_\_\_

GMM  
TICKET

Name \_\_\_\_\_

GMM  
TICKET

Name \_\_\_\_\_

GMM  
TICKET

Name \_\_\_\_\_

GMM  
TICKET

Name \_\_\_\_\_

GMM  
TICKET

Name \_\_\_\_\_

GMM  
TICKET

Name \_\_\_\_\_

GMM  
TICKET

Name \_\_\_\_\_

GMM  
TICKET

Name \_\_\_\_\_

GMM  
TICKET

Name \_\_\_\_\_

GMM  
TICKET

Name \_\_\_\_\_

GMM  
TICKET

Name \_\_\_\_\_

GMM  
TICKET

Name \_\_\_\_\_

GMM  
TICKET

Name \_\_\_\_\_

# Homework Passes

**CONGRATULATIONS!**

You have earned a night  
of NO HOMEWORK

Name \_\_\_\_\_

**CONGRATULATIONS!**

You have earned a night  
of NO HOMEWORK

Name \_\_\_\_\_

**CONGRATULATIONS!**

You have earned a night  
of NO HOMEWORK

Name \_\_\_\_\_

**CONGRATULATIONS!**

You have earned a night  
of NO HOMEWORK

Name \_\_\_\_\_

**CONGRATULATIONS!**

You have earned a night  
of NO HOMEWORK

Name \_\_\_\_\_

**CONGRATULATIONS!**

You have earned a night  
of NO HOMEWORK

Name \_\_\_\_\_

**CONGRATULATIONS!**

You have earned a night  
of NO HOMEWORK

Name \_\_\_\_\_

**CONGRATULATIONS!**

You have earned a night  
of NO HOMEWORK

Name \_\_\_\_\_

**CONGRATULATIONS!**

You have earned a night  
of NO HOMEWORK

Name \_\_\_\_\_

**CONGRATULATIONS!**

You have earned a night  
of NO HOMEWORK

Name \_\_\_\_\_

**CONGRATULATIONS!**

You have earned a night  
of NO HOMEWORK

Name \_\_\_\_\_

**CONGRATULATIONS!**

You have earned a night  
of NO HOMEWORK

Name \_\_\_\_\_

**CONGRATULATIONS!**

You have earned a night  
of NO HOMEWORK

Name \_\_\_\_\_

**CONGRATULATIONS!**

You have earned a night  
of NO HOMEWORK

Name \_\_\_\_\_

**CONGRATULATIONS!**

You have earned a night  
of NO HOMEWORK

Name \_\_\_\_\_