





Name \_\_\_\_\_

Understand Get More Math's symbols and features by completing this handout.

- Watch the video from your account, or use this link: <https://youtu.be/X2qc3eXdpK4>
- As you watch, read each statement and select True or False from the drop-down menu.
- Then, type your answer for each follow-up question.

<p><b>Squares</b></p> 	<p>1. The squares within each section represent different students in your class.</p>	
	<p>What are Targeted Skills?</p>	
<p><b>Assignment</b></p> <p>Lesson 3.3 ▾ 3 of 14</p>	<p>2. The total of an assignment is made up of points from the Targeted Skills and from Spiral Review.</p>	
	<p>Who sets the points for each section?</p>	
<p><b>White Squares</b></p> 	<p>3. All skills that were answered incorrectly are represented by white squares.</p>	
	<p>What appears around a square that is currently selected?</p>	
<p><b>Dollar Sign</b></p> 	<p>4. Dollar-sign skills are problems that GMM has determined are best for you to practice right now.</p>	
	<p>List one reason why a skill may have a dollar sign on it.</p>	
<p><b>Points</b></p> <p>points today 24</p>	<p>5. You will earn a point when you get an answer correct on any attempt.</p>	
	<p>What appears inside the square when you answer incorrectly?</p>	
<p><b>Show Answer</b></p> <p>SHOW ANSWER</p>	<p>6. When used, the 'Show Answer' button will also replace your current problem.</p>	
	<p>When do the number of problem replacements refresh?</p>	
<p><b>Colors</b></p> 	<p>7. On the first day of practicing new skills, you may see white squares switch to either red or yellow.</p>	
	<p>What three color levels can be achieved after yellow?</p>	
<p><b>Games</b></p> <p>2 game credits</p>	<p>8. You earn a game credit for every 10 minutes you work in the program.</p>	
	<p>What is the time limit of each game?</p>	