







Name _____

Understand Get More Math’s symbols and features by completing this handout.

- Watch the video from your account, or use this link: <https://youtu.be/X2qc3eXdpK4>
- As you watch, read each statement and select True or False from the drop-down menu.

<p>Squares</p> 	<p>1. The squares within each section represent different students in your class.</p>	
<p>Assignment</p> <p>Lesson 3.3 ▾ 3 of 14</p>	<p>2. The total of an assignment is made up of points from the Targeted Skills and from Spiral Review.</p>	
<p>White Squares</p> 	<p>3. All skills that were answered incorrectly are represented by white squares.</p>	
<p>Dollar Sign</p> 	<p>4. Dollar-sign skills are problems that GMM has determined are best for you to practice right now.</p>	
<p>Points</p> <p>points today 24</p>	<p>5. You will earn a point when you get an answer correct on any attempt.</p>	
<p>Show Answer</p> 	<p>6. When used, the ‘Show Answer’ button will also replace your current problem.</p>	
<p>Colors</p> 	<p>7. On the first day of practicing new skills, you may see white squares switch to either red or yellow.</p>	
<p>Games</p> 	<p>8. You earn a game credit for every 10 minutes you work in the program.</p>	