

# Winter GMM Challenge Lesson Plan

## get $\text{M}\text{O}\text{R}\text{E}$ math!

### Goal:

Over break, have students continue practicing their math skills in GMM's Spiral Review. This allows students to change the colors of their skills, earn points, and continue to increase their long-term retention of skills.

### Materials:

- Devices (Chromebooks/iPads/computers)
- Goal sheet

### Lesson:

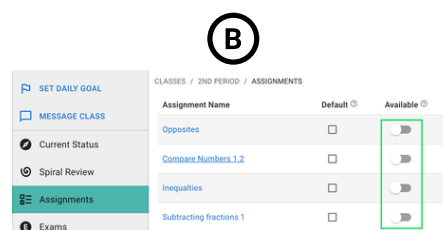
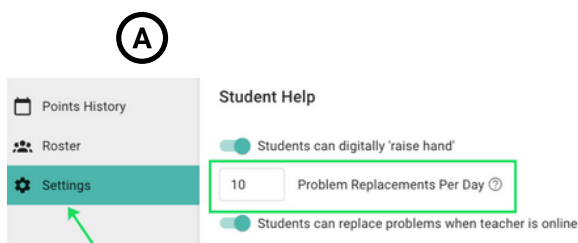
1. Print and distribute the goal sheet to your students **prior to winter break**.

2. Have students navigate to their menus, select Statistics, and record the date along with total number of points earned.

3. Collect the half sheet. If necessary, check the number of points by logging into your teacher application, choosing Student Data, and looking at Points Earned.

Name	Proficient Skills	Points from SR	Skill Accuracy	Points Earned	To
Abraham, Casey	91%	87%	93%	119	
Nzali, Jean Claude	91%	89%	98%	131	
Rodriguez, Jasmine	55%	82%	79%	85	
Sanchez, Ana	82%	86%	83%	93	
Singh, Ila	0%	92%	57%	37	
Stevens, Darius	82%	85%	91%	84	

4. Before your students start the challenge, some settings need to be changed to ensure student success. A ) allow at least 10 problem replacements and B) turn off all assignments over the break.



5. **After the winter break**, return the half sheet to students and have them repeat the process in #2.

6. Collect to compare the points earned prior to and after the break. Provide a reward for the student who has earned the most points. (GMM bucks, candy, homework passes, listen to music, game time tickets, etc.)

Good luck, have fun, and get $\text{M}\text{O}\text{R}\text{E}$ math!

Name: \_\_\_\_\_

Date: \_\_\_\_\_

# Winter Point Challenge



Beginning date:

\_\_\_\_\_

Number of points:

\_\_\_\_\_

Ending date:

\_\_\_\_\_


Number of points:

\_\_\_\_\_



How to check your points:

1. Log into GMM.
2. Click on the student menu on the top right.
3. Click on Statistics.
4. Write down Points Earned.



Name: \_\_\_\_\_

Date: \_\_\_\_\_

# Winter Point Challenge



Beginning date:

\_\_\_\_\_

Number of points:

\_\_\_\_\_

Ending date:

\_\_\_\_\_

Number of points:

\_\_\_\_\_



How to check your points:

1. Log into GMM.
2. Click on the student menu on the top right.
3. Click on Statistics.
4. Write down Points Earned.

