

# Fall Break GMM Challenge Lesson Plan

## getMOREmath!

### Goal:

Over the break, have students continue earning points in GMM's Spiral Review. This allows students to change the colors of their squares and increase their long-term retention of skills.

### Materials:

- Devices (Chromebooks/iPads/computers/smart phones)
- Goal sheet

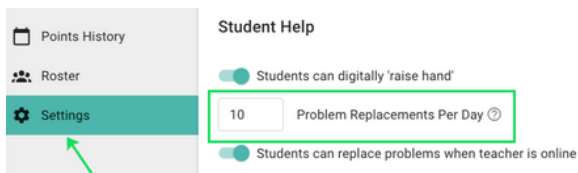
### Lesson:

1. Print and distribute the goal sheet to students **prior to the break**.
2. Have students navigate to their menus, select Statistics, and record the date along with total number of points earned.
3. Collect the half sheet. If necessary, check the number of points by logging into your teacher application, choosing Student Data, and looking at Points Earned.

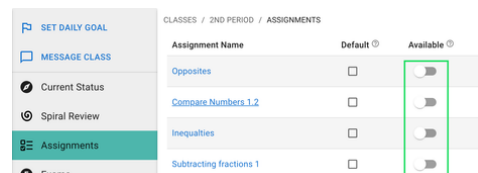
Name ↑	Proficient Skills	Points from SR	Skill Accuracy	Points Earned
Abraham, Casey	91%	87%	93%	119
Nzali, Jean Claude	91%	89%	98%	131
Rodriguez, Jasmine	55%	82%	79%	85
Sanchez, Ana	82%	86%	83%	93
Singh, Ila	0%	92%	57%	37
Stevens, Darius	82%	85%	91%	84

4. Before students start the challenge, some settings need to be adjusted for student success: A) allow at least 10 problem replacements and B) turn off all assignments.

(A)



(B)



5. **After the break**, return the half sheet to students and have them repeat the process in #2.


6. Collect sheets to compare the points earned prior to and after the break. Provide a reward for the student who has earned the most points. (GMM bucks, candy, homework passes, listen to music, game time tickets, etc.)

Good luck, have fun, and **getMOREmath!**

Name: \_\_\_\_\_

Date: \_\_\_\_\_

# Fall Break Point Challenge

Beginning date: _____		Ending date: _____
Number of points: _____		Number of points: _____
Points Earned: (subtract beginning from end) _____		

How to check your points:


1. Log into GMM.
2. Click on the student menu (top right bars).
3. Click on Statistics.
4. Write down Points Earned under Overall Statistics.

4

Name: \_\_\_\_\_

Date: \_\_\_\_\_

# Fall Break Point Challenge

Beginning date: _____		Ending date: _____
Number of points: _____		Number of points: _____
Points Earned: (subtract beginning from end) _____		

How to check your points:

1. Log into GMM.
2. Click on the student menu (top right bars).
3. Click on Statistics.
4. Write down Points Earned under Overall Statistics.

4