

GMM Rotation Time Challenge

getMOREmath!

Goal:

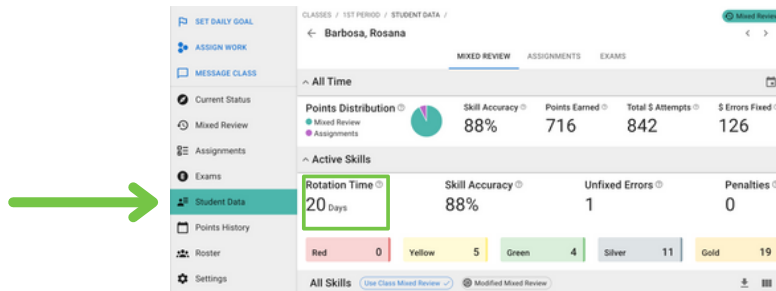
Students practice skills in Mixed Review to lower rotation times. By lowering their individual rotation times, students correctly cycle through all active skills, change the colors of their squares, and increase their long-term retention. **Ideally, student rotation time should 15 days or less.**

Materials:

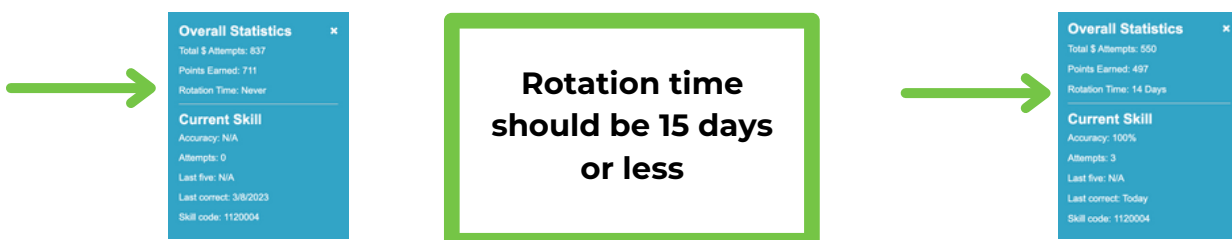
- Devices (chromebooks/iPads/computers/phones)
- Goal sheet

Lesson:

1. Print and distribute the goal sheet to students.
2. Have students navigate to Mixed Review, click on their menu, select Statistics, and record the date along with Rotation Time.
3. Collect the half sheet. If necessary, check the rotation time from the teacher screen using Student Data > Mixed Review for individual students.



4. Before students begin the challenge, teachers may need to explain rotation time is how long it takes a student to correctly cycle through all active skills. If rotation time is Never on a student's screen, the student has at least one skill that has never been attempted.



5. At the end of the challenge, return the half sheet to students and have them repeat the process in #2.

6. Collect and compare the rotation times. Provide a reward for the student who has the lowest rotation time or consider have a drawing for students with a rotation time of less than 15 days.

Name: _____

Date: _____

Rotation Time Challenge

Beginning date:

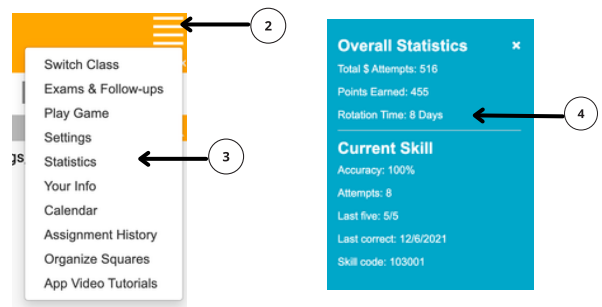
Rotation Time:

Ending date:

Rotation Time:

How to check Rotation Time:

1. Log into GMM & go to Mixed Review.
2. Click on the student menu on the top right.
3. Click on Statistics.
4. Record date & Rotation Time.



Name: _____

Date: _____

Rotation Time Challenge

Beginning date:

Rotation Time:

Ending date:

Rotation Time:

How to check Rotation Time:

1. Log into GMM & go to Mixed Review.
2. Click on the student menu on the top right.
3. Click on Statistics.
4. Record date & Rotation Time.

