

Goal:

To expose students to the Get More Math (GMM) student application and familiarize them with the symbols and features of the program.

Materials:

- Devices (Chromebooks/iPads/computers)
- Link to student video: <https://youtu.be/vL0srt2VFFk>
- Student Video Activity Handout (pages 2-3)
- Student Video Activity Answer Key (pages 4-5)
- (Optional) Link to Student Video Activity [Electronic Fillable form](#)







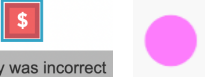
Lesson:

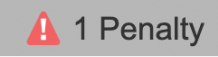





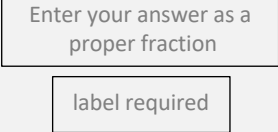


1. Print and distribute the Student Video Activity handout (pages 2 & 3). If remote, share the link for an electronic fillable PDF with your students. <https://getmoremath.com/wp-content/uploads/2021/05/Intro-to-student-video-fillable-handout.pdf?x89161>
2. Explain that GMM will be used this year to help students practice math problems and remember what they have learned. It will immediately let them know if they got an answer right or wrong. The purpose of this activity is for them to understand the basics of how the program works.
3. Allow your students 15-20 minutes to watch the video and answer the questions on the worksheet.
4. Monitor and assist as needed.
5. Once your students have worked through the worksheet, go over the answer using the Answer Key (pages 4 & 5).
6. Now you are ready! After you plan your lesson and provide instruction, use an assignment in Get More Math to provide your students with practice. Repeat this process for several days and watch your Mixed Review grow, providing your students with the individualized practice they need to build long-term retention.

Name _____

Understand **Get More Math's** symbols and features by completing this activity.

1. Go to <https://youtu.be/vL0srt2VFFk> and view the **Student Introduction to GMM** video.
2. Read the symbol's definition and circle **True or False**. If false, correct the definition.
3. Answer the **Follow-up Question**.







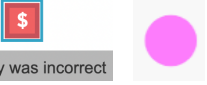
<p>EXAMPLE: Smileys</p> 	<p>True or False</p>	<p>Smileys appear on the screen when you answer red problems correctly. all</p>
<p>Does anything else fall when you get a question correct? If you are the top scorer in the class, crowns will fall.</p>		
<p>Blue Outline</p> 	<p>True or False</p>	<p>The Blue Outline around a skill means that this is the skill that is currently selected.</p>
<p>Are you able to select a different skill then the one GMM has chosen?</p>		
<p>Colored Squares</p> 	<p>True or False</p>	<p>The Colored Squares represent the different types of math problem that you have already learned.</p>
<p>What are the colors as you go up levels? Red: _____ : _____ : _____ : _____</p>		
<p>Dollar Sign</p> 	<p>True or False</p>	<p>A Dollar Sign appears on the colored squares that GMM thinks will be on a test.</p>
<p>What is one reason a colored square would have a dollar sign?</p>		
<p>Points</p> 	<p>True or False</p>	<p>Points are earned on dollar sign problems when answered correctly on any attempt.</p>
<p>Can you earn a point if the colored square does not have a dollar sign?</p>		
<p>Orange Triangle</p> 	<p>True or False</p>	<p>An Orange Triangle appears in the corner of a square when you click off of it onto a different square.</p>
<p>How many orange triangles can you get on a square before you are required to complete that problem?</p>		
<p>Warning/Red Outline/Purple Dot</p>  <p>First try was incorrect</p>	<p>True or False</p>	<p>The Red Outline indicates that your answer is incorrect.</p>
<p>What do you have to do to eliminate the purple dot?</p>		

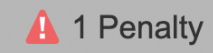





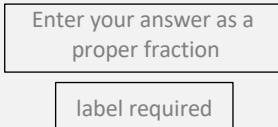


<p>Penalty</p> 	<p>True or False</p>	<p>A Penalty is given anytime you get a problem wrong.</p>
		<p>What type of problems can you earn a penalty on and why?</p>
<p>Raised Hand</p> 	<p>True or False</p>	<p>The Raised Hand informs your teacher that you need to be excused from a problem.</p>
		<p>Do you and your teacher both need to be online at the same time for this to work?</p>
<p>Skips</p> 	<p>True or False</p>	<p>You can Skip problems in Mixed Review when your teacher is not online.</p>
		<p>What happens to the colored square when you click the skip button?</p>
<p>Change Assignment</p> 	<p>True or False</p>	<p>The Change Assignment allows you to go back and work on any assignment your teacher has given you.</p>
		<p>How can you see the past assignments?</p>
<p>X Squared Button</p> 	<p>True or False</p>	<p>The X Squared Button exposes math symbols when using a mobile device.</p>
		<p>What is one symbol that is exposed when using this button?</p>
<p>White Arrow</p> 	<p>True or False</p>	<p>The White Arrow is used to change red squares to gold.</p>
		<p>This feature is helpful when using what type of device?</p>
<p>Format/Labels</p> 	<p>True or False</p>	<p>Get More Math will accept any answer given regardless of Format or Labels.</p>
		<p>How do you know if an answer must include a label?</p>
<p>Four Lines</p> 	<p>True or False</p>	<p>The Four Lines open the student menu.</p>
		<p>Name one option that appears when you click on the four lines.</p>
<p>Game Credits</p> 	<p>True or False</p>	<p>Game Credits are accumulated after earning points.</p>
		<p>Each game credit earns how many seconds of game time?</p>

Name _____

Understand **Get More Math's** symbols and features by completing this activity.

1. Go to <https://youtu.be/vL0srt2VFFk> and view the **Student Introduction to GMM** video.
2. Read the symbol's definition and circle **True or False**. If false, correct the definition.
3. Answer the **Follow-up Question**.

<p>EXAMPLE: Smileys</p> 	<p>True or False</p>	<p>Smileys appear on the screen when you answer red problems correctly. all</p>
<p>Does anything else fall when you get a question correct? If you are the top scorer in the class, crowns will fall.</p>		
<p>Blue Outline</p> 	<p>True or False</p>	<p>The Blue Outline around a skill means that this is the skill that is currently selected.</p>
<p>Are you able to select a different skill then the one GMM has chosen? Yes, you can select any skill.</p>		
<p>Colored Squares</p> 	<p>True or False</p>	<p>The Colored Squares represent the different types of math problem that you have already learned.</p>
<p>What are the colors as you go up levels? Red: <u>Yellow</u> : <u>Green</u> : <u>Silver Star</u> : <u>Gold Star</u></p>		
<p>Dollar Sign</p> 	<p>True or False</p>	<p>A Dollar Sign appears on the colored squares that GMM thinks will be on a test. <i>you need to practice most!</i></p>
<p>What is one reason a colored square would have a dollar sign? <i>You haven't seen it for a while or you don't understand it yet.</i></p>		
<p>Points</p> 	<p>True or False</p>	<p>Points are earned on dollar sign problems when answered correctly on any attempt. <i>the first attempt</i></p>
<p>Can you earn a point if the colored square does not have a dollar sign?</p>		
<p>Orange Triangle</p> 	<p>True or False</p>	<p>An Orange Triangle appears in the corner of a square when you click off of it onto a different square.</p>
<p>How many orange triangles can you get on a square before you are required to complete that problem? <i>Four (4) triangles</i></p>		
<p>Warning/Red Outline/Purple Dot</p>  <p>First try was incorrect</p>	<p>True or False</p>	<p>The Red Outline indicates that your answer is incorrect.</p>
<p>What do you have to do to eliminate the purple dot? <i>Identify your mistake and enter the correct answer.</i></p>		

<p>Penalty</p>  <p>1 Penalty</p>	<p>True or False</p>	<p>A Penalty is given anytime you get a problem wrong. after a skill has been leveled up to yellow or better</p>
<p>What type of problems can you earn a penalty on and why? Multiple choice, to eliminate guessing</p>		
<p>Raised Hand</p> 	<p>True or False</p>	<p>The Raised Hand informs your teacher that you need to be excused from a problem. help on a problem.</p>
<p>Do you and your teacher both need to be online at the same time for this to work? Yes!</p>		
<p>Skips</p>  <p>SKIP (3)</p>	<p>True or False</p>	<p>You can Skip problems in Mixed Review when your teacher is not online.</p>
<p>What happens to the colored square when you click the skip button? The skill turns gray</p>		
<p>Change Assignment</p> 	<p>True or False</p>	<p>The Change Assignment allows you to go back and work on any assignment your teacher has given you.</p>
<p>How can you see the past assignments? Choose change assignment and then click on view assignment history.</p>		
<p>X Squared Button</p> 	<p>True or False</p>	<p>The X Squared Button exposes math symbols when using a mobile device.</p>
<p>What is one symbol that is exposed when using this button? Fractions, exponents, absolute value, square root and more</p>		
<p>White Arrow</p> 	<p>True or False</p>	<p>The White Arrow is used to change red squares to gold. Hide or collapse the colored squares</p>
<p>This feature is helpful when using what type of device? Mobile device, cell phone and iPad</p>		
<p>Format/Labels</p> 	<p>True or False</p>	<p>Get More Math will accept any answer given regardless of Format or Labels. Some answers</p>
<p>How do you know if an answer must include a label? Label required will appear in the answer box</p>		
<p>Four Lines</p> 	<p>True or False</p>	<p>The Four Lines open the student menu.</p>
<p>Name one option that appears when you click on the four lines. Settings, statistics, calendar, organize squares and more</p>		
<p>Game Credits</p> 	<p>True or False</p>	<p>Game Credits are accumulated after earning points.</p>
<p>Each game credit earns how many seconds of game time? 90 seconds</p>		