

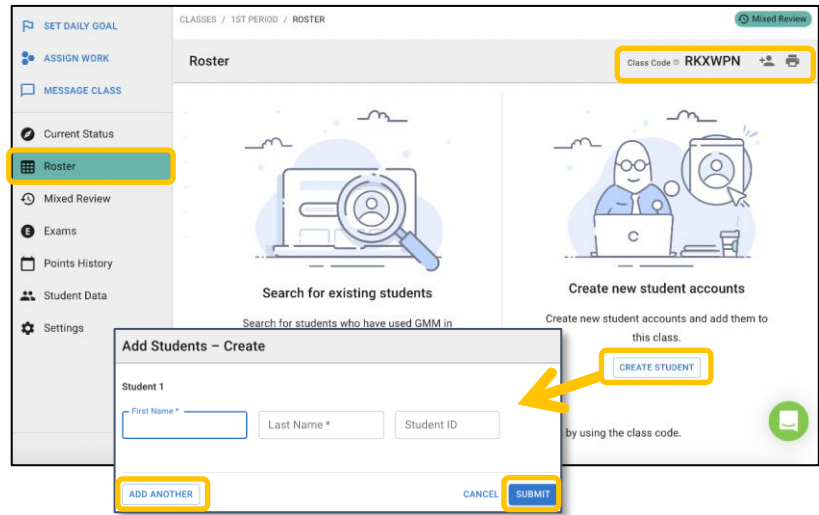
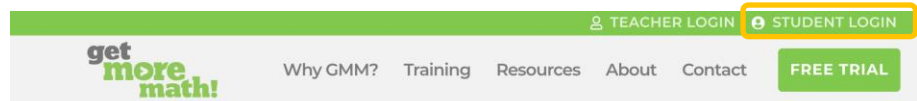


Option 1 - Teacher creates student accounts

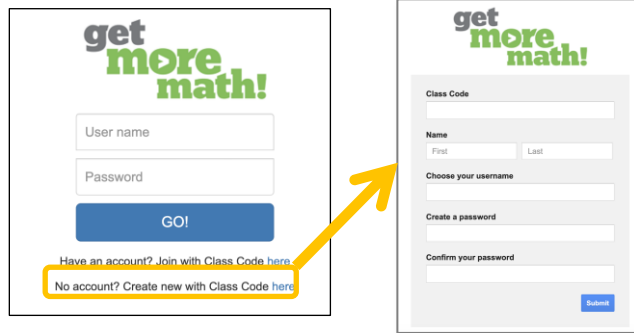
1. Click **Roster**
2. Click **Add Student** icon 
3. Click **Create Student**
4. Enter the First & Last Name for a student
5. Click **Add Another**
6. Repeat steps 4 & 5 until all students for that class are entered
7. Click **Submit**
8. Click **Continue** and **Done**
9. **Print** credentials and share with your students 



Option 2 - Students create their own account using class code



1. Click **Roster** to see the class code to share with your students
2. Direct students to getmoremath.com
3. Click **Student Login**
4. Select **No Account? Create new with Class Code here**
5. Students enter their information
 - Usernames must be unique.
 - Consider providing students with a username and password format



Example: Student - Bryan Miller,
 Username – bmiller22 (first initial last name graduation year)
 Password – 123456 (lunch account number)