

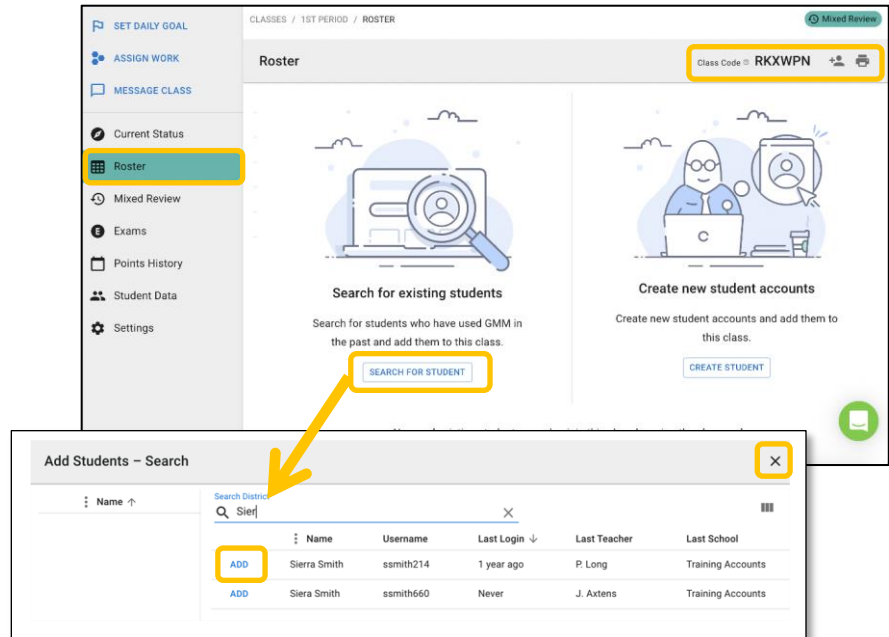
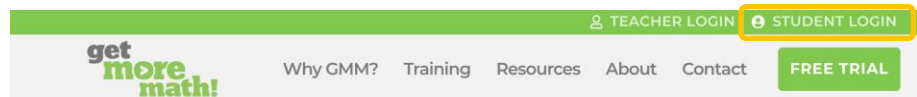


Option 1 - Teacher manually adds students

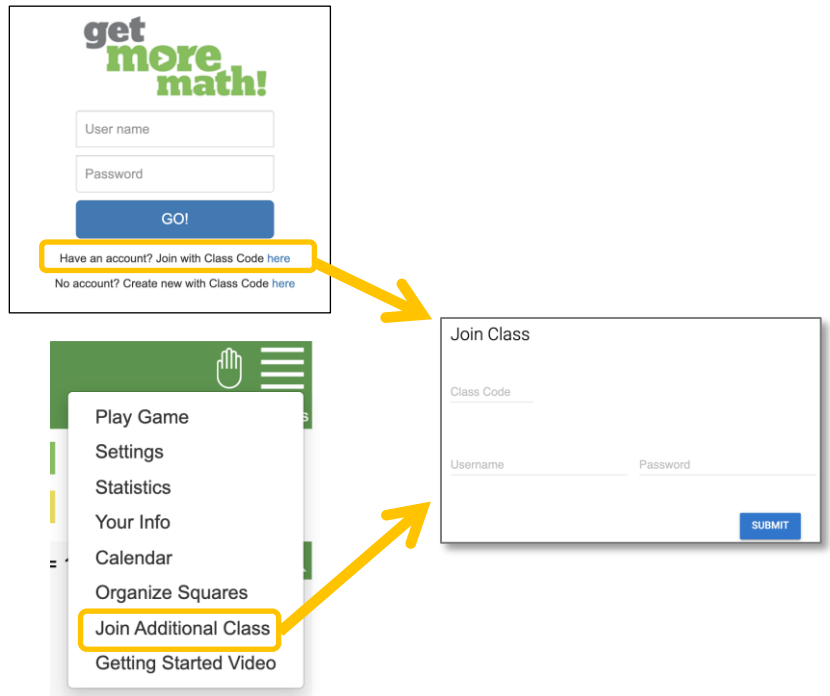
1. Click **Roster**
2. Click **Add Student** icon 
3. Click **SEARCH FOR STUDENT**
4. Enter the First or Last Name for a student
5. **ADD** the correct student based on the information provided
6. Repeat steps 4 & 5 until all students for that class are added
7. Close by clicking **X**
8. **Print** credentials and share with your students 



Option 2 - Students add themselves using class code



1. Click **Roster** to see the class code to share with your students
2. Direct students to getmoremath.com & choose **Student Login**
3. Select **Have an account? Join with Class Code here**
4. Students enter the class code and their credentials



or
If students are already logged into their GMM account, they can **Join Additional Class** from their menu.