

Goal:

To prepare Get More Math students to self-evaluate their progress in GMM.

Materials:

- Devices (Chromebooks/iPads/computers)
- **Student Data for Self-Monitoring** worksheet (attached)

Lesson:*Before Class:*

1. Print the **Student Data for Self-Monitoring** worksheets for your students. (Note: There are two reports per page.)
2. Analyze the Answer Key portion of this lesson plan (attached) to prepare for student questions.
3. Check out Student Data report from your teacher app to familiarize yourself with the items on the worksheet. To find the Student Data report, from CLASSES in the blue ribbon, choose a class in the left column, and choose Student Data in the middle column. The initial report lists all students in the class; click on a student's name to view her individual report.
4. In your teacher app, from CLASSES in the blue ribbon, click Switch to Mixed Review in the middle column for each class.

During Class:

5. Explain that self-monitoring is a useful skill and that the GMM student screen and student menu (from the student app) provide valuable information for students.
6. If possible, project a fake student (student app), and show students how to complete the **boxes** on the worksheet.
 - a. Students will find Rotation Time, Points Earned, and Total \$ Attempts by checking statistics in the student menu.
 - b. Unfixed Errors and Penalties can be found by examining the red outlines on squares showing on the student's mixed review screen.
7. Pass out **Student Data for Self-Monitoring** worksheet.
8. Have students log into GMM.
9. Instruct students to fill in **all boxes** in the top portion of the worksheet. Keep in mind that students will need you to provide the information for the **circles** on the worksheet.
10. For Points Distribution, Skill Accuracy -All time, \$ Errors Fixed, and Skill Accuracy for Active Skills, you will need to check Student Data report (see step #3) from your Teacher App.
11. Have all students work in Mixed Review, while you conference with individual students to complete the circled blanks in the worksheet.
12. As students complete the first half of the worksheet, they may need help with the action plan. You may need to offer suggestions for action to improve. (See below.)

Possible examples to help student complete self-analysis**Something I need to improve....**

- I want to decrease the number of skills with penalties.
- I want to decrease my rotation time. I want my rotation time to be 14 days or less.
- I need to increase my number of green squares or decrease the number of yellow skills.
- I want to earn 5 more gold star rated skills.

My Action Plan.....

- I will remove all penalties before next meeting.
- I will answer more problems in Mixed Review.
- I will get 70% of yellow skills to turn green by next meeting.
- I will slow down and value accuracy to answer more problems solved correctly in MR

Student _____ Period/Class _____ Analysis Date: _____

Fill in the empty boxes from your student screen. Meet with your teacher to complete the empty circles.

^ All Time

Points Distribution [?] Skill Accuracy [?] Points Earned [?] Total \$ Attempts [?] \$ Errors Fixed [?]

● Mixed Review
● Assignment

^ Active Skills

Rotation Time [?] Days Skill Accuracy [?] % Unfixed Errors [?] Penalties [?]

Red Yellow Green Silver Gold

How many times have I avoided problems (cut corners)?

Something I am proud of....

Something I need to improve....

My Action Plan

Date of next check-in

Student _____ Period/Class _____ Analysis Date: _____

Fill in the empty boxes from your student screen. Meet with your teacher to complete the empty circles.

^ All Time

Points Distribution [?] Skill Accuracy [?] Points Earned [?] Total \$ Attempts [?] \$ Errors Fixed [?]

● Mixed Review
● Assignment

^ Active Skills

Rotation Time [?] Days Skill Accuracy [?] % Unfixed Errors [?] Penalties [?]

Red Yellow Green Silver Gold

How many times have I avoided problems (cut corners)?

Something I am proud of....

Something I need to improve....

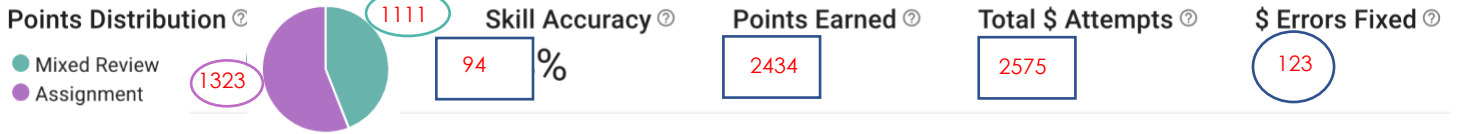
My Action Plan

Date of next check-in


Student Sarah Anderson Period/Class 1st Analysis Date: _____

Fill in the empty boxes from your student screen. Meet with your teacher to complete the empty circles.

^ All Time



^ Active Skills



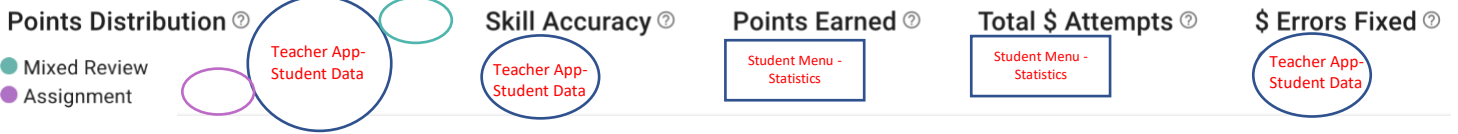
How many times have I avoided problems (cut corners)? 5	Something I am proud of... My gold stars	Something I need to improve... Decrease the number of squares with cut corners and unfixed errors
My Action Plan I will fix my errors and get more gold stars by solving more problems each day.		Date of next check-in

Where to find the data -- Student App or Teacher App

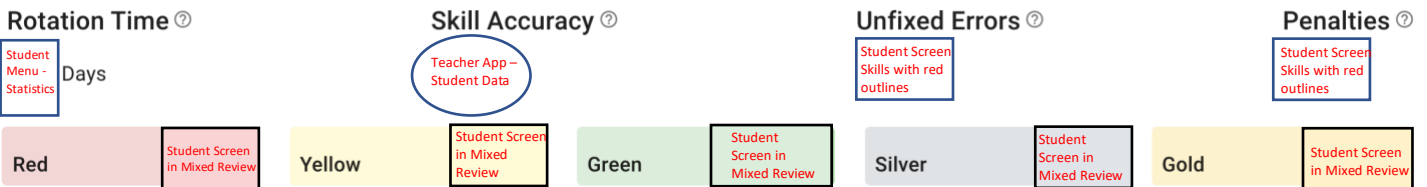
Student _____ Period/Class _____ Analysis Date: _____

Fill in the empty boxes from your student screen. Meet with your teacher to complete the empty circles.

^ All Time



^ Active Skills



How many times have I avoided problems (cut corners)? Student Screen in Mixed Review	Something I am proud of....	Something I need to improve....
My Action Plan		Date of next check-in