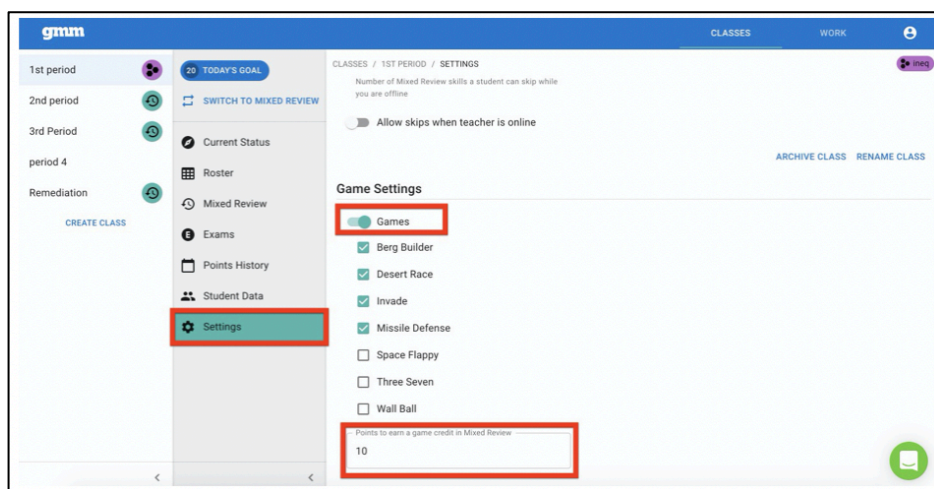


In Get More Math, game credits are earned by answering \$ problems correctly on the first try. Each game credit can be spent to play a short game lasting 90 seconds. This allows students a small “brain break”, before immediately returning to their math practice. **No more than 2 game credits will carry over from one session to the next**, in order to stop students from stock piling credits to avoid their math practice for a long period of time.

Game Credits in Mixed Review

Teachers have the ability to determine how often game credits are earned in Mixed Review.

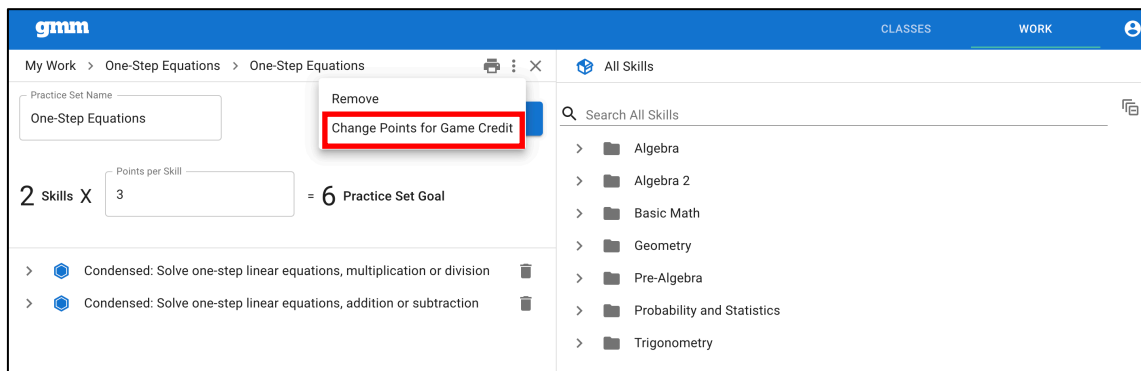
- Choose CLASSES from the blue ribbon.
- Choose a class from the left column and settings from the 2nd column.
- Move the slider to turn on/off games, check the box to add more game options.
- Adjust the number of points to earn a game credit in Mixed Review.



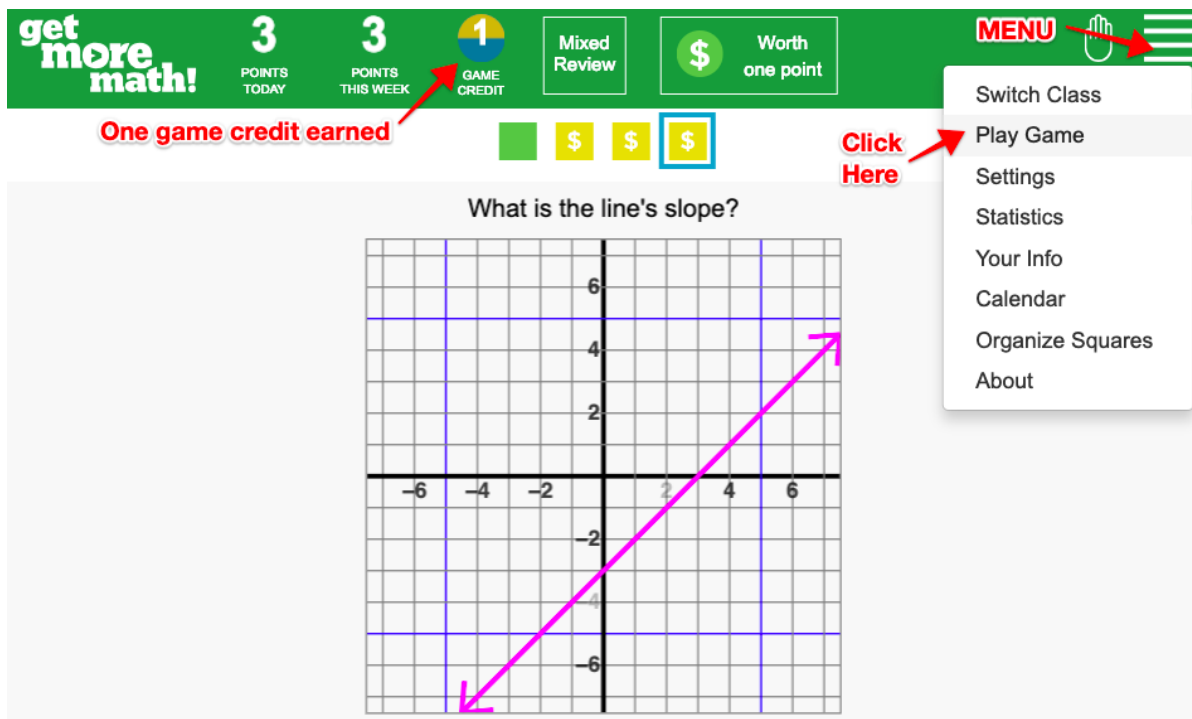
Game Credits in Practice Sets

Students earn 1 game credit once they complete a Practice Set. If teachers want to reward students more often, they can change this setting.

- Choose WORK from the blue ribbon.
- Choose a Practice Set under My Work in the left column.
- Choose the 3 vertical dots in the top right of the column.
- Adjust the number of points required to earn a game credit in the Practice Set.



Students access games from the menu on the student dashboard.



To give a student a game credit

- Chose CLASSES from the blue ribbon.
- Choose a class from the left column and CURRENT STATUS from the 2nd column.
- Click on the student's name you wish to give a game credit. (The student must be online working.)
- Click GIVE GAME CREDIT at the bottom right-hand of the screen.

