










The Colored Squares

Square Color	Meaning
	Beginner – few completed or low accuracy All new skills start Red
	Some progress – more completed, accuracy improving Highest color rating possible on first day
	Good – accuracy improving over multiple days 3 days minimum
	Excellent – many problems completed, high accuracy 5 days minimum
	Amazing – tons of problems completed, high accuracy 7 days minimum

The Symbols on the Squares

Type of Symbol	Meaning
	Dollar Sign - Skill is worth a point if answered correctly on the first attempt. The dollar sign prioritizes the skills for each student.
	Blue Outline - currently selected Skill
	Red Outline - most recent attempt on this Skill was incorrect and has not been fixed
	Orange Corners – a Skill has been avoided. Four orange corners force the student to answer the Skill if the teacher is online.

“Hot Keys”

Keys to Press	Action
ctrl f	Fraction
ctrl p	Exponents
ctrl r	Radical
ctrl b	Repeating Decimal (Vinculum)
ctrl q	Parentheses
ctrl <	Greater than or equal to (Less than or equal to)